

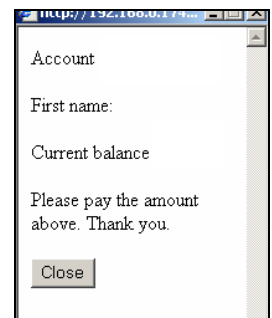
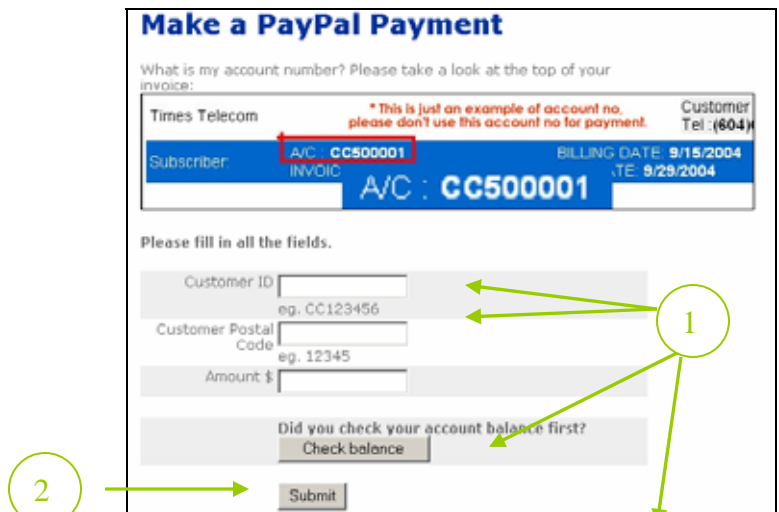
PayPal Payment Instructions

Step 1:
Customer selects
PayPal link:



Step 2:

1. Customer can check his/her balance first by entering his/her Customer ID and postal code, and clicks Check balance Button. A separate window shows the account balance.
2. After customer fills in all the field, he/she clicks the Submit button



Step 3:
Customer confirms the payment details,
and clicks PayPal Button to proceed
payment.

Make a Pay Pal Payment

Please confirm the payment details:



Account#

Account hi

Amount \$

Click on the button below and you will be redirected to the Paypal website.


Note: You will be required to login to your Paypal account to make payment. If you do not have an account, simply follow the account signup instructions after you click on the button.

Step 4:
Customer redirects to
PayPal secure website.
If customer doesn't have
a PayPal account, he/she
can register here


If customer has a PayPal
account, he/she can skip
to Step 8 after logs in
his/her PayPal account

Times Telecom
The Trusted Voice In Long Distance

Payments by 

Checkout [Secure Transaction](#)

PayPal is the secure payment processor for **Times Telecom (Australia)(PTY) Ltd.**. To continue, please enter the required information below. [Learn more](#) about PayPal.

Pay To: Times Telecom (Australia)(PTY) Ltd.
Payment For: Testing Account
Currency: Australian Dollars 
Amount: \$2.00 AUD
Postage & Packing: \$0.00 AUD
Total Amount: \$2.00 AUD

.....

If you do not currently have a PayPal account, [click here](#)

.....

PayPal Log in

Email Address: [Forgot your email?](#)

PayPal Password: [Forgot your Password?](#)

Step 5:
Customer registers his/her information in PayPal website.

By using PayPal, customer can select to use his/her Visa, or MasterCard credit card.

After customer fills in all of his/her information, he/she is ready to make payment by clicking the Continue Checkout button

*No credit information passes to TimesTelecom

*USA customers can select to use Visa, MasterCard, Discover or America Express credit card.

Times Telecom
The Trusted Voice In Long Distance

Payments by **PayPal**

Billing Information

Secure Transaction

Your payment information is secure and never shared. [Learn More](#)

Card Type: (dropdown menu)
Credit Card Number:
Expiry Date:
First Name: (as it appears on card)
Last Name: (as it appears on card)

Country: (dropdown menu)
Billing Address 1:
Billing Address 2: (optional)
Town/City:
State/Territory: (dropdown menu)
Postal code:

Email Address: (You will be emailed a receipt for this transaction.)
Home Telephone: (Your phone number will not be shared. Click the privacy link for details. [Privacy](#))

Security Measure: Type the letters and numbers displayed in the box. Characters are not case sensitive. [Help](#)
Enter the code as shown below:

Step 6:
Customer completes his/her purchase, and may keep a copy for his/her reference.

Customer may keep the receipt ID for his/her reference

When customer clicks the Return to merchant button, payment data will automatically forward to Times Telecom

Times Telecom
The Trusted Voice In Long Distance

Payments by **PayPal**

You Have Completed Your Purchase

The payment for your purchase from Times Telecom has been completed. This purchase will appear on your credit card statement as PAYPAL *TimesTelecom.

Keep this Receipt ID and contact information in case you need to contact the merchant or PayPal. A receipt of this transaction has also been sent to your email account.

Receipt ID: **XXXX-XXXX-XXXX-XXXX**
Business Name:

Use PayPal Next Time!

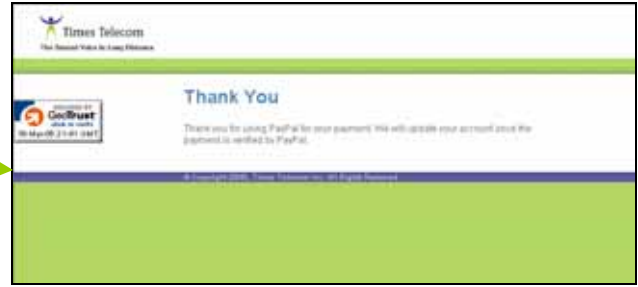
Our records indicate that you have a PayPal account. For future purchases, use your PayPal account:

- It's a faster and easier way to checkout - there's no need to retype your information each time you purchase online
- Your financial information is secure and never shared
- You can view your PayPal transaction history at any time

You can [reset your password](#) now if you have forgotten it.

Step 7:

If PayPal and TimesTelecom verified the payment, customer will be forwarded to our Thank You page.



Otherwise, if the payment is not verified, customer will be forwarded to our Failed page.



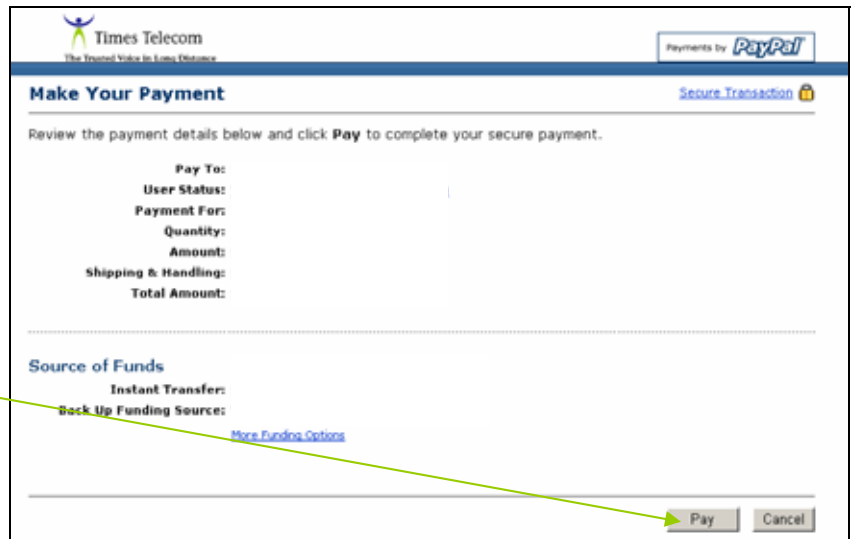
When there is an error during the payment, Customer may receive the following message. He/she may verify the payment with us.

Customer will receive a separate email from PayPal to verify his/her payment.

There is an error with this payment. It was accepted however the return values was wrong. Please write down the following information and call Times Telecom.
Your Receipt No:9JG81955AT265492U

Step 8: (Skip from Step 4)

Customer checks if the payment is acceptable, and continues his/her payment by clicking the Pay button.



Step 9:
Customer confirms his/her payment by clicking the Continue button

Times Telecom
The Trusted Voice in Long Distance

Payments by **PayPal**

You Made A Payment Secure Transaction

Payment Information
Your payment of \$3.00 USD for the listed items. A payment receipt for this transaction has been sent to your email address.

Item Title:
Amount:
Shipping & Handling:
Item Number:
Quantity:
Total Amount:

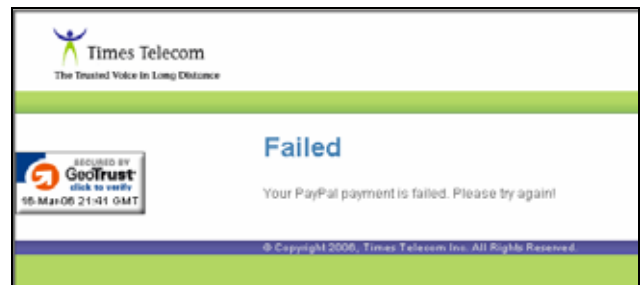
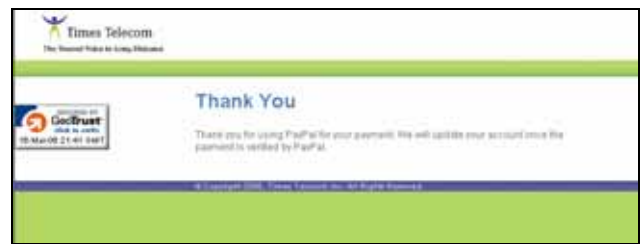
Contact Information
Business Name:
Contact Email:
Contact Phone:

Step 10: (Same as Step 4)
If PayPal and TimesTelecom verified the payment, customer will be forwarded to our Thank You page.

Otherwise, if the payment is not verified, customer will be forwarded to our Failed page.

When there is an error during the payment, Customer may receive the following message. He/she may verify the payment with us.

Customer will also receive a separate email from PayPal to verify his/her payment.



There is an error with this payment. It was accepted however the return values was wrong. Please write down the following information and call Times Telecom.
Your Receipt No:9JG81955AT265492U

Helpful Links:

What is PayPal?

<https://www.paypal.com/cgi-bin/webscr?cmd=xpt/bizui/WhatIsPayPal-outside>

How do I get a PayPal Account?

<https://www.paypal.com/cgi-bin/webscr?cmd=xpt/general/TopQuestion2-outside>